







Sort	Company	Currency	Ticker	31Dec2019	Actual	% Change Actual vs 2019	Low 2020	Actual relative to Low-High range	High 2020
1	The Mosaic Company	USD	NYSE:MOS	21.64	18.42	-14.9%	6.50		22.19
2	Nutrien	CADUSD	TSE:NTR	47.80	37.53	-21.5%	24.09		48.59
3	Israel Chemicals	USD	NYSE:ICL	4.79	3.73	-22.1%	2.68		4.82
4	CF Industries	USD	NYSE:CF	47.74	33.24	-30.4%	19.73		48.19
5	OCI NV	EURUSD	AMS:OCI	21.04	13.66	-35.1%	8.56		21.89
6	K+S	EURUSD	ETR:SDF	12.57	7.18	-42.9%	5.02		12.80
	All quotations in USD.								
	Exchange rate conversions with end-of-day exchange rates.								