










Sort	Company	Currency	Ticker	31Dec2019	Actual	% Change Actual vs 2019	Low 2020	Actual relative to Low-High range	High 2020
1	Yara International ASA	USD	OTCMKTS:YARIY	20.76	20.92	0.8%	12.01		22.06
2	The Mosaic Company	USD	NYSE:MOS	21.64	18.42	-14.9%	6.50		22.19
3	Nutrien	CADUSD	TSE:NTR	47.80	37.59	-21.4%	24.09		48.59
4	Israel Chemicals	USD	NYSE:ICL	4.79	3.73	-22.1%	2.68		4.82
5	CF Industries	USD	NYSE:CF	47.74	33.24	-30.4%	19.73		48.19
6	OCI NV	EURUSD	AMS:OCI	21.04	13.66	-35.1%	8.56		21.89
7	K+S	EURUSD	ETR:SDF	12.57	7.18	-42.9%	5.02		12.80
	All quotations in USD.								
	Exchange rate conversions with end-of-day exchange rates.								
	XR EURUSD	USD	CURRENCY:EURUSD	1.1222	1.1911	6.1%	1.0656		1.1950
	XR CADUSD	USD	CURRENCY:CADUSD	0.7688	0.7650	-0.5%	0.6894		0.7714