






27 mrt	7,610	7,594	7,418		7,720	564.170	+0,168	+2,26%
28 mrt	7,718	7,246	7,246		7,760	480.512	-0,348	-4,58%
29 mrt	7,332	7,508	7,276		7,564	441.164	+0,262	+3,62%
30 mrt	7,550	7,760	7,548		7,808	510.806	+0,252	+3,36%
31 mrt	7,780	7,950	7,688		7,958	597.416	+0,190	+2,45%

FLATEXDEGIRO AG











+ FLATEXDEGIRO AG

op mijn watchlist

XTR:FTG111.ETR, DE000FTG1111

Snapshot Koers Historisch Profiel Research Forum

Historische koersen - april 2023

Datum	Open	Slot	Laag		Hoog	Volume	Vershil	%
03 apr	8,000	8,012	7,916		8,090	513.332	+0,062	+0,78%
04 apr	8,048	8,104	8,022		8,210	391.779	+0,092	+1,15%
05 apr	8,118	7,732	7,690		8,150	601.513	-0,372	-4,59%
06 apr	7,804	8,284	7,786		8,284	784.859	+0,552	+7,14%
11 apr	8,284	8,192	8,116		8,400	616.179	-0,092	-1,11%
12 apr	8,250	8,550	8,178		8,652	1.040.810	+0,358	+4,37%
13 apr	8,606	9,090	8,592		9,090	1.216.472	+0,540	+6,32%
14 apr	9,024	9,352	9,024		9,478	1.405.979	+0,262	+2,88%
17 apr	9,414	9,186	9,068		9,480	615.650	-0,166	-1,78%